

SmartR – A TranSMART Plugin for Dynamic Visual Analytics



Special Thanks



Dr. Wei Gu



Venkata Sataqopam

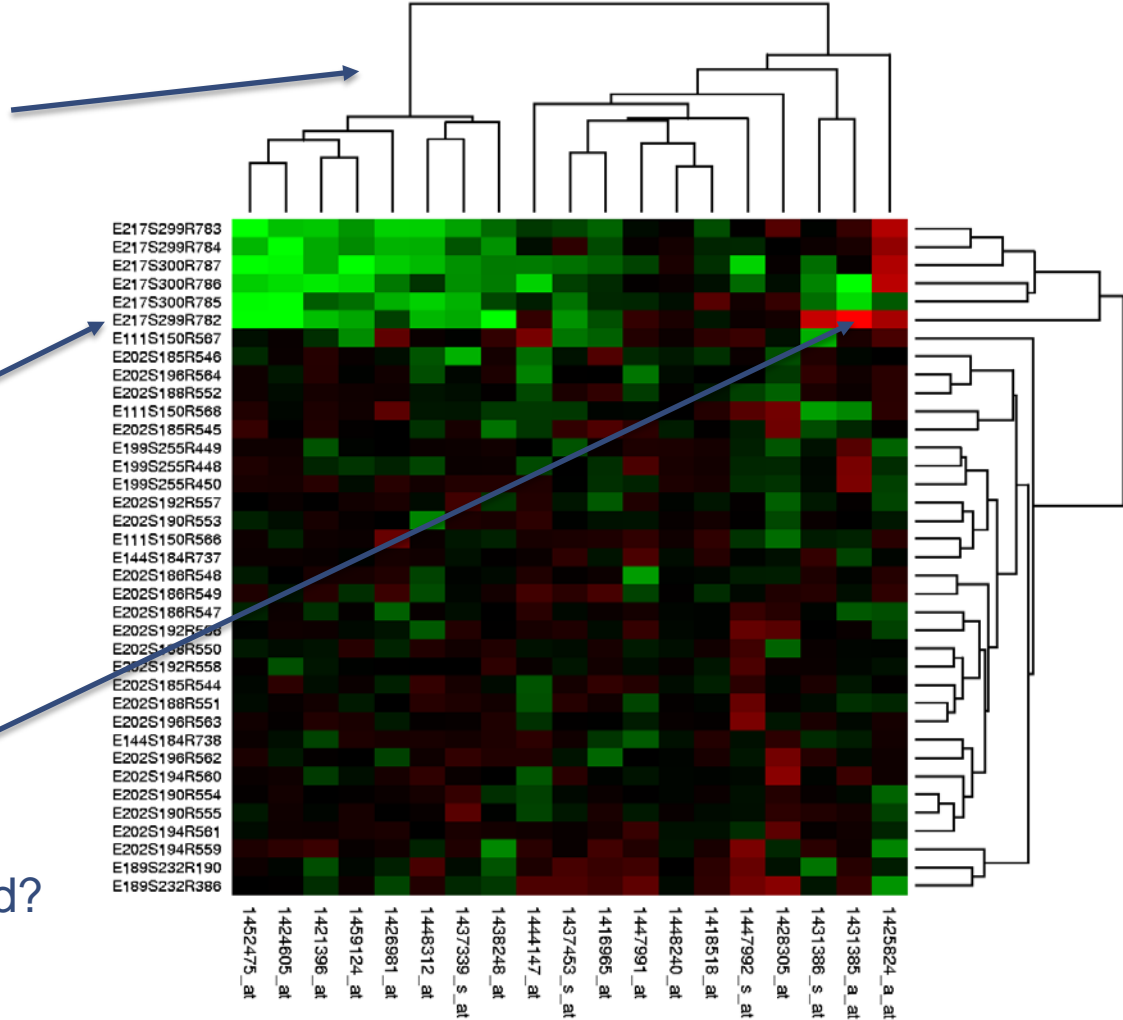


Dr. Reinhard Schneider



Problem: Static Images

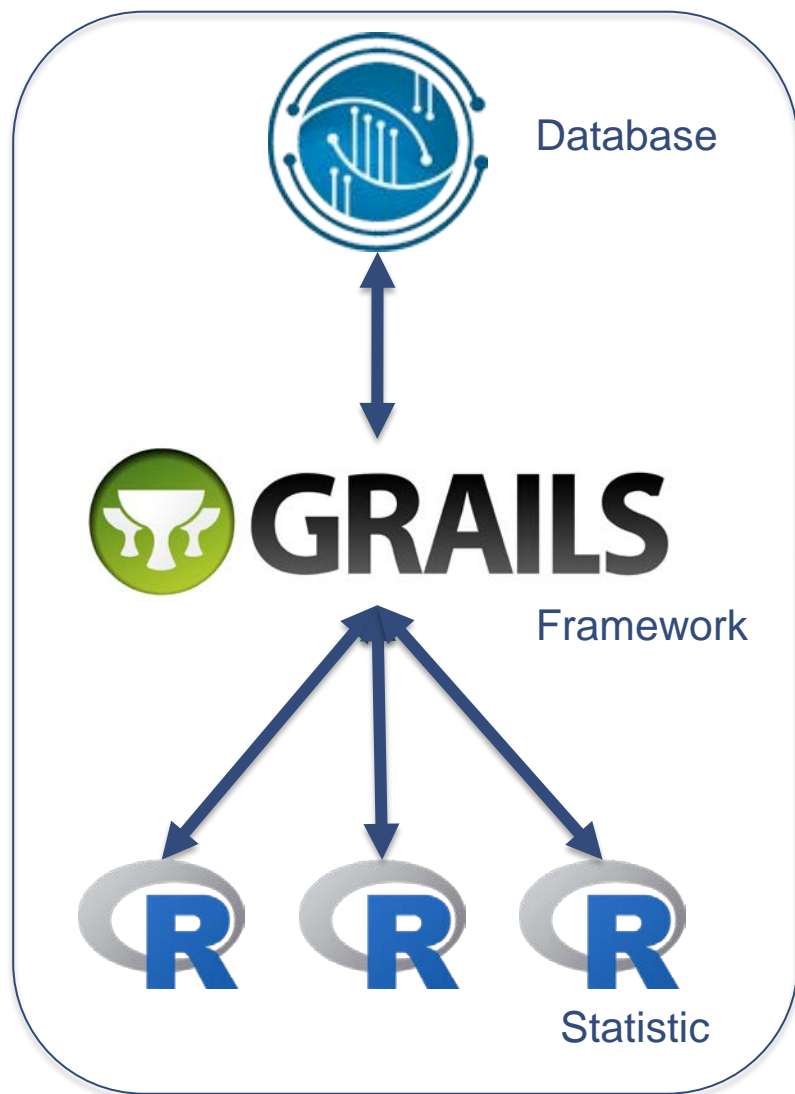
I would like to change this clustering



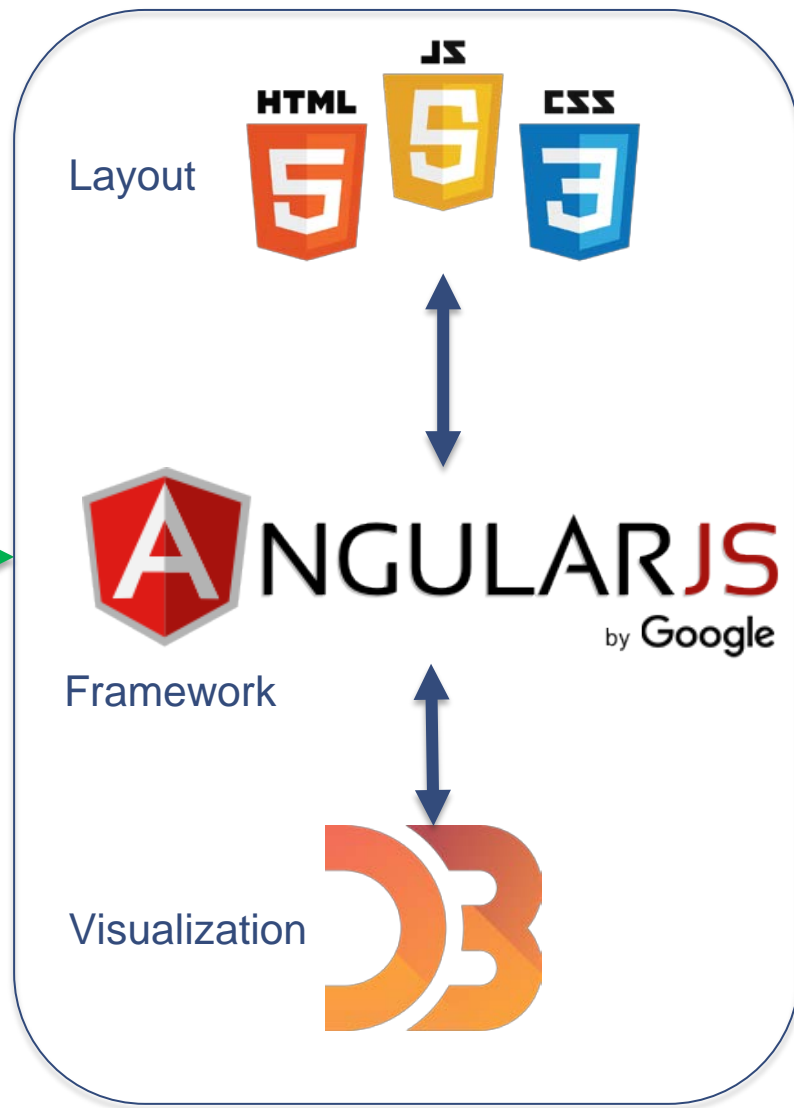
What does this feature do?

What's the value of this field?

Architecture

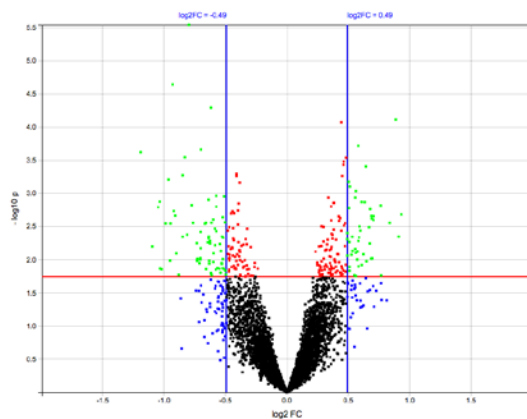
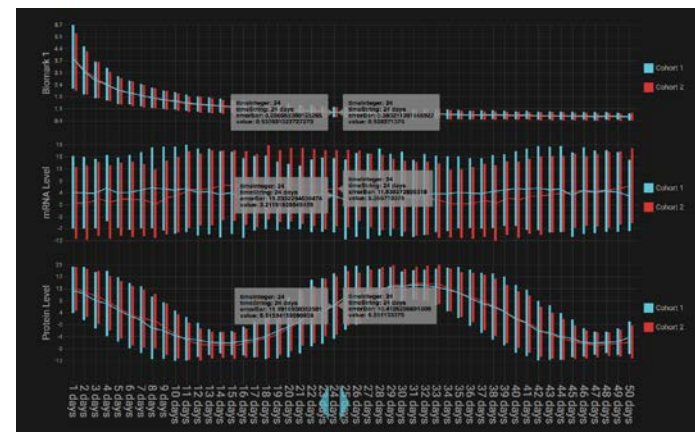
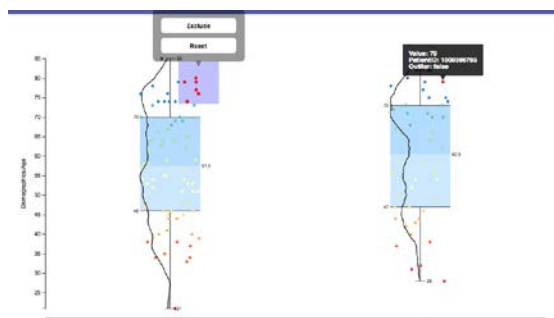
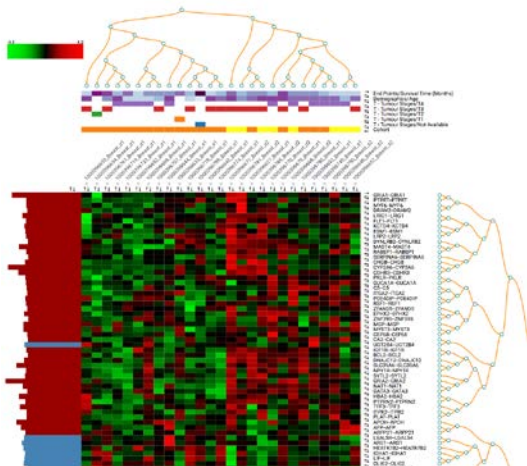


Back-End



Front-End

What is SmartR?



B100A8-B100A8	1.9969	3.2219	0.000051058
KCNMB-KCNMB	-0.9205	4.6954	0
B-NF1-BNMT	-0.6178	4.2954	0.0001
PLNG-PLNG	0.8871	4.1136	0.0001
SLC44A3-SLC44A3	0.9382	3.7207	0.0002
KCNMA1-KCNMA1	-0.7003	3.6919	0.0002
RENG-RENG	-1.1919	3.6203	0.0002
CDORF27A-CDORF27A	-0.8327	3.5468	0.0003
SLC31A1-SLC31A1	0.8441	3.4078	0.0004
STCAP2-STCAP2	-0.85	3.2798	0.0005
DOL2-DOL2	-0.9051	3.2089	0.0006
KF3C-KF3C	0.8048	3.176	0.0007
SLC25A8-SLC25A8	0.8143	3.107	0.0008
TTYH8-TTYH8	0.8812	3.041	0.0009
HIT-HIT	-0.5788	2.9643	0.0011
MYO6-MYO6	-0.5113	2.856	0.0011
UBE3C-UBE3C	0.956	2.8088	0.0012
MST1-MST1	-0.6378	2.8075	0.0012
SLC8A8-SLC8A1	-1.0355	2.8709	0.0013
PHACTR2-PHACTR2	0.811	2.8748	0.0013
RIM3B-RIM3B	0.8356	2.8728	0.0013
MALAT1-MALAT1	-0.7743	2.8264	0.0015
GSTP1-GSTP1	0.785	2.8204	0.0015
C10ORF32-C10ORF32	-0.5748	2.8027	0.0016
GATA3-GATA3	-1.0486	2.7951	0.0016
RNF114-RNF114	0.8071	2.7522	0.0017
GGW-GGW	0.8974	2.7343	0.0017
SPARCL1-SPARCL1	-0.8207	2.7393	0.0018
TRPV5-TRPV5	0.9327	2.6883	0.0021
SYNP2-SYNP2	-0.8078	2.6667	0.0021
PLK1-PLK1	0.8981	2.6642	0.0022



Where can I get it?

- Check out <https://github.com/transmart/SmartR>
 - *(You need to know how to compile your own TM Version)*

- eTRIKS v3 or tranSMART 16.2
 - Included by default
 - Both should be released later this year